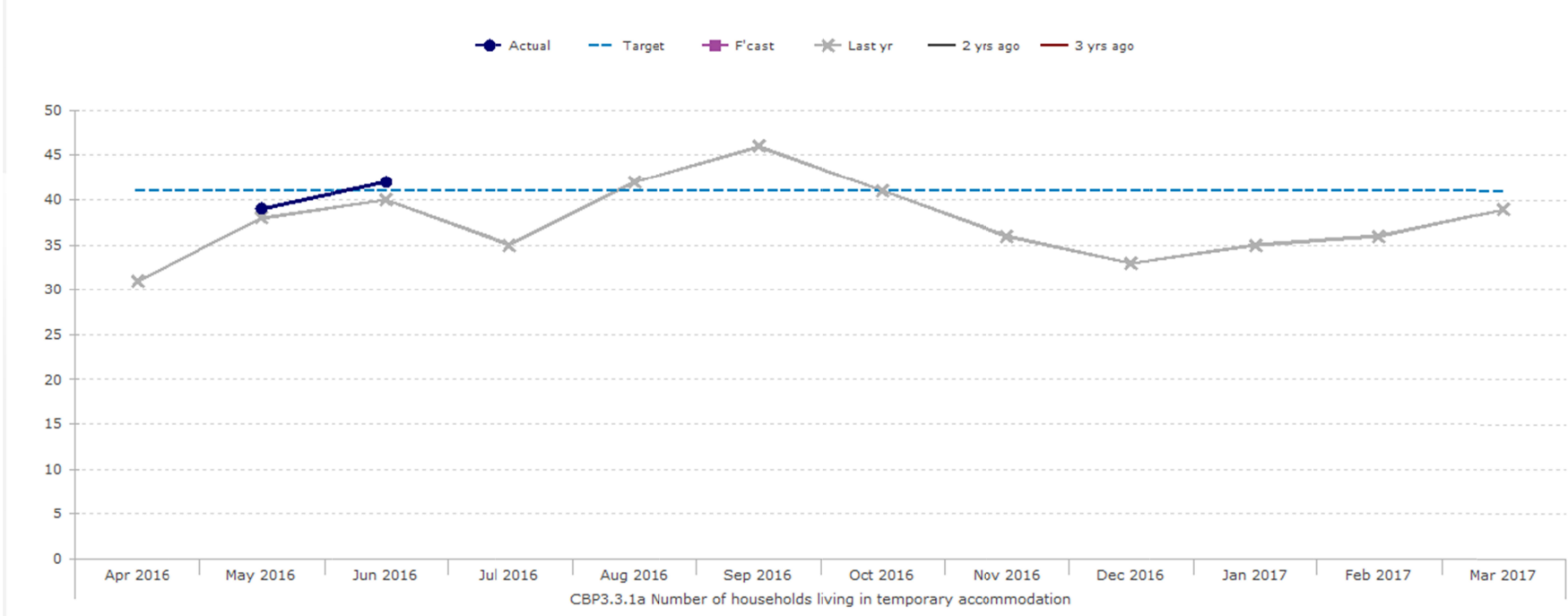
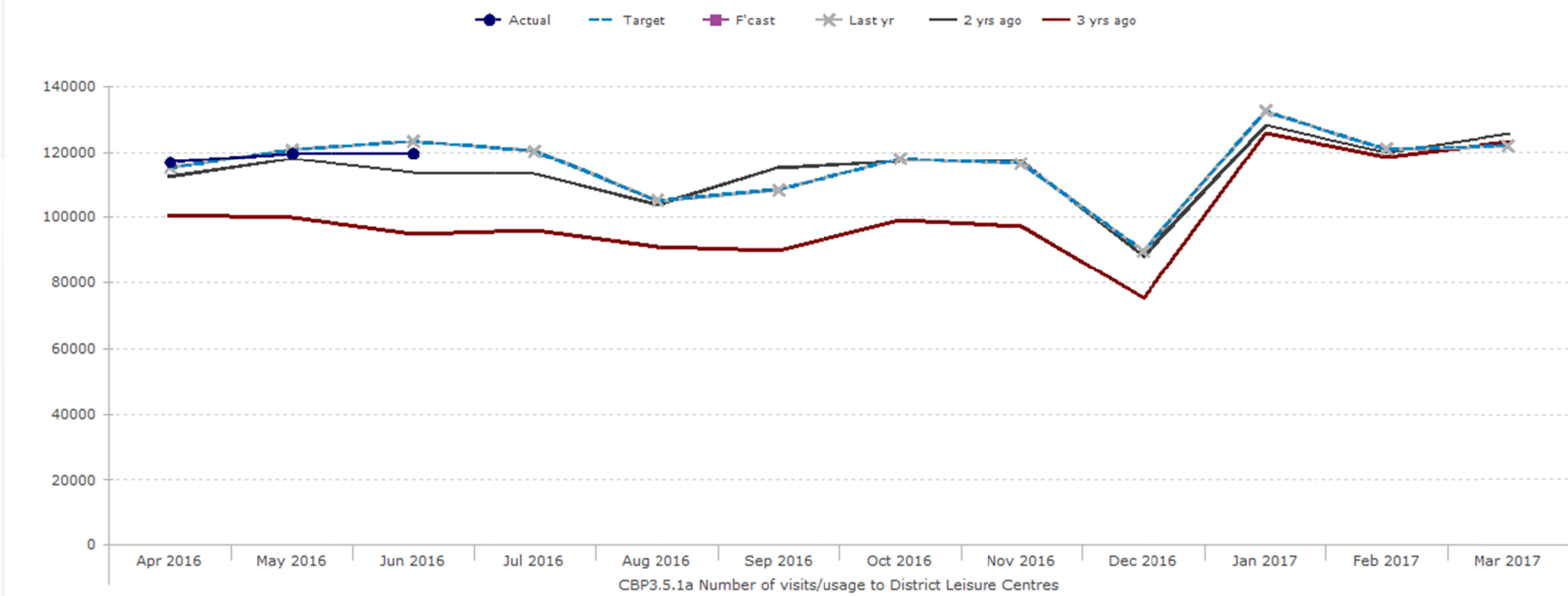


### Appendix 3 – Performance trend for Exception measures

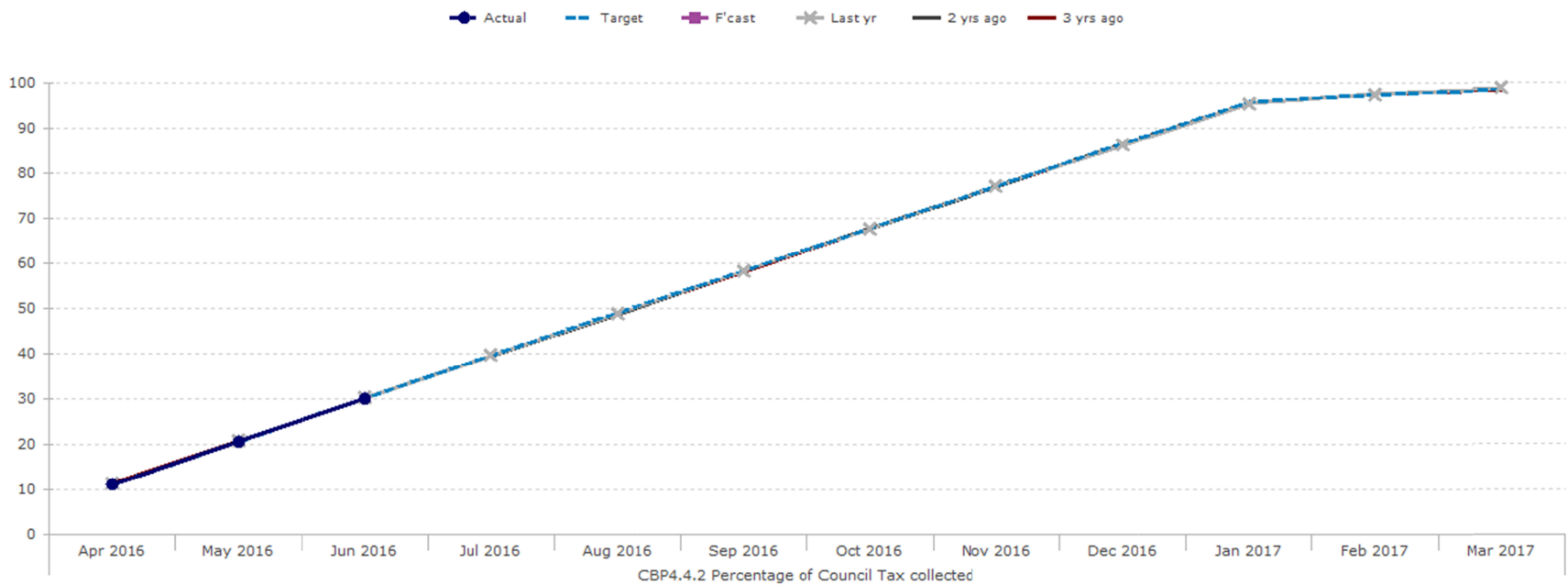
CBP3.3.1a Number of households living in temporary accommodation												
	Apr 2016	May 2016	Jun 2016	Jul 2016	Aug 2016	Sep 2016	Oct 2016	Nov 2016	Dec 2016	Jan 2017	Feb 2017	Mar 2017
Actual		39	42									
Target	41	41	41	41	41	41	41	41	41	41	41	41
Perf.	?	★	●	—	—	—	—	—	—	—	—	—
Change	?	?	✖	?	?	?	?	?	?	?	?	?
F'cast												
Last yr	31	38	40	35	42	46	41	36	33	35	36	39
2 yrs ago												
3 yrs ago												



CBP3.5.1a Number of visits/usage to District Leisure Centres												
	Apr 2016	May 2016	Jun 2016	Jul 2016	Aug 2016	Sep 2016	Oct 2016	Nov 2016	Dec 2016	Jan 2017	Feb 2017	Mar 2017
Actual	116,867	119,402	119,536									
Target	115,019	120,780	123,306	120,349	104,974	108,392	117,837	116,431	89,766	132,408	120,891	121,811
Perf.	★	●	●	—	—	—	—	—	—	—	—	—
Change	✖	✔	✔	?	?	?	?	?	?	?	?	?
F'cast												
Last yr	115,019	120,780	123,306	120,349	104,974	108,392	117,837	116,431	89,766	132,408	120,891	121,811
2 yrs ago	112,388	117,859	113,717	113,286	103,840	115,121	117,121	117,133	88,018	128,299	119,903	125,542
3 yrs ago	100,771	99,995	94,804	96,188	91,007	89,960	99,047	97,295	75,172	125,936	118,537	123,166



CBP4.4.2 Percentage of Council Tax collected												
	Apr 2016	May 2016	Jun 2016	Jul 2016	Aug 2016	Sep 2016	Oct 2016	Nov 2016	Dec 2016	Jan 2017	Feb 2017	Mar 2017
Actual	11.01	20.54	29.86									
Target	11.00	20.50	30.00	39.50	49.00	58.25	67.75	77.00	86.50	95.75	97.25	98.25
Perf.	★	★	●	—	—	—	—	—	—	—	—	—
Change	✖	✔	✔	?	?	?	?	?	?	?	?	?
F'cast												
Last yr	11.18	20.65	30.05	39.49	48.80	58.19	67.65	77.00	86.10	95.41	97.44	98.65
2 yrs ago	11.00	20.42	29.88	39.38	48.65	58.16	67.69	76.93	86.43	95.55	97.42	98.49
3 yrs ago	11.22	20.65	29.96	39.51	48.82	58.09	67.65	76.92	86.41	95.51	97.38	98.27



CBP4.4.3 Percentage of business rates collected												
	Apr 2016	May 2016	Jun 2016	Jul 2016	Aug 2016	Sep 2016	Oct 2016	Nov 2016	Dec 2016	Jan 2017	Feb 2017	Mar 2017
Actual	13.25	22.00	30.36									
Target	11.75	21.25	31.00	40.00	49.00	58.50	68.00	77.00	86.00	93.75	96.00	98.50
Perf.	★	★	●	—	—	—	—	—	—	—	—	—
Change	✖	✔	✔	?	?	?	?	?	?	?	?	?
F'cast												
Last yr	13.73	22.21	31.57	40.67	49.24	58.28	66.36	74.38	83.73	92.62	96.75	98.96
2 yrs ago	12.05	23.88	32.91	42.30	50.55	60.27	68.38	77.47	89.04	94.49	96.87	99.46
3 yrs ago	13.57	23.72	32.64	42.02	51.39	60.47	69.83	78.35	87.45	96.92	98.53	99.30

